

COOL ROOF COATINGS TO REDUCE ENERGY DEMAND AND TEMPERATURE IN AN URBAN ENVIRONMENT

By William A. Kirn, RRC

Editor's Note: This paper was originally presented at the RCI Foundation's "Cool Roofing...Cutting through the Glare" symposium in Atlanta, GA, on May 12, 2005.

Background

The Energy Coordinating Agency (ECA) is a Philadelphia-based, private, non-profit corporation dedicated to ensuring that low- and moderate-income people have access to safe, affordable, and reliable sources of energy and water. In the mid 1990s, ECA began exploring ways to assist its clients with issues relating to summertime cooling.

While some homeowners had air conditioners, the cost of electricity relative to their income sometimes prevented their operation. In addition, extreme summertime heat events in Chicago and other major urban areas caused ECA to consider alternative methods to assist its clients.

These "killer heat waves" achieved dubious notoriety when 435 people died in 1995 in Chicago due to heat-related illnesses. In Philadelphia, these heat waves were directly responsible for 118 deaths in 1993, 61 deaths in 1995, and 67 in 1999. The most vulnerable people are mainly low-income

seniors who have a higher risk of heat-related health problems due to poor general health status, social isolation, physical limitations, and safety concerns that detract from their ability to manage high temperatures.

Early Experiments:

Research published by Rohm and Haas, National Coatings Corporation, Oak Ridge, Lawrence Berkeley National Laboratories, and others¹⁻¹⁸ has shown that some cooling and reduction in air conditioning load and

electricity required to condition buildings could be realized by coating low-slope roofs white to reflect the infrared portion of solar radiation. The studies also showed energy and life-cycle benefits for reflective roof coatings. Almost all of ECA's clients live



Above: Photo 1: Application of elastomeric acrylic roof coatings to residential roofs.



Photo 2: Comparison of coated and uncoated roofs.

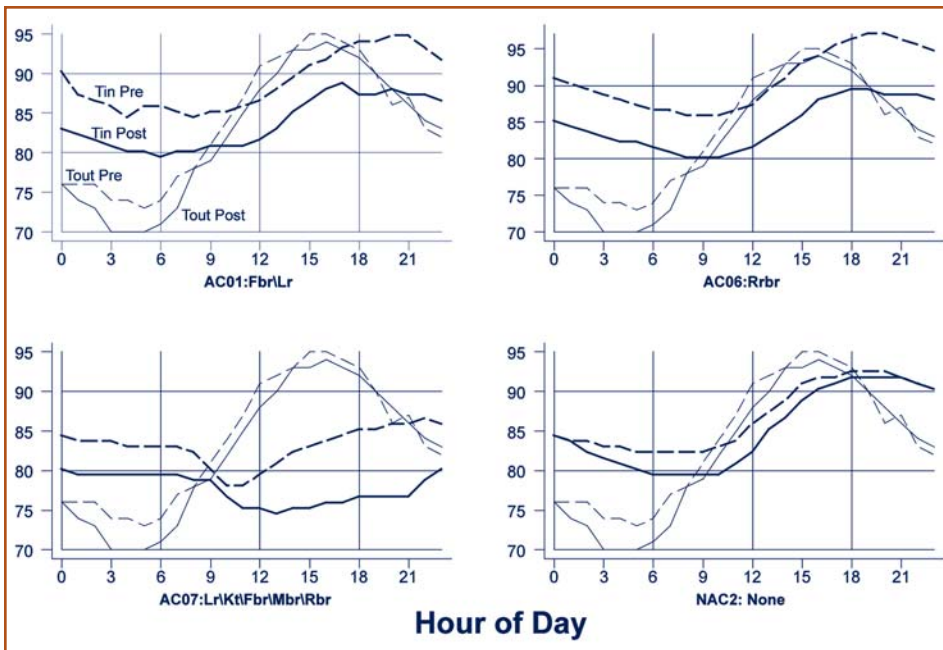


Figure 1. Matched day overlapped comparison of temperatures for four houses.

in densely populated, urban, two-story row homes with low-slope asphalt built-up or modified bitumen roofs.

“Cool Homes” Program

ECA began a pilot program coating several row homes (townhouse-type construction) in Philadelphia. The construction consisted of brick and block walls with plank roof deck and low-slope asphalt BUR or modified bitumen roofs. Each home was equipped with recording thermometers placed strategically in the structure. Some uncoated “control” homes were also monitored to determine the effects of reflective coating. Since it would be preferred to reduce the temperatures in these homes using little or no electro-mechanical cooling, electricity demand was also monitored. The homes had blown-in insulation in the cavity between the roof deck and second-floor ceilings. The R-values ranged from 8 to 12. The reflective roof coating used in the project had solar reflectance of 0.83 and thermal emittance of 0.89 as measured by the Cool Roof Rating Council methodology.

The Cool Home pilot collected temperature and humidity with data loggers at 35 houses. Six of these houses were logged in the summer of 2001 and treated before the summer of 2002. Six more houses were designated for the comparison group and did not receive coating during the summer, leaving 23 houses with potential for short-term pre- and post-analysis. Three of these houses did not have any data from the sec-

ond floor bedroom wall, and one of the remaining houses did not receive any major coatings during the summer, leaving 19 houses for the pre- and post-analysis. All but two of these 19 houses have air conditioners.

Temperature Time Series Profiles

There were few days with similar outdoor temperatures between the pre- and post-coating periods, but July 2nd and July 16th were fairly similar with peak tempera-

tures in the mid 90s and clear skies. Both also had similarly warm days preceding them (reducing the potential impact of thermal mass effects).

Figure 1 shows the temperature data for four houses where the data for each of these two days is overlapped. The dashed lines show the July 2nd data (representing the “pre-coating” condition), and the solid lines show the July 16th data (post coating). The bold lines show the 2nd floor bedroom indoor air temperatures while the lighter lines show the outdoor temperatures. (Note: In all cases, “indoor air temperatures” refers to the temperature measured at chest height.) “T in Pre” is interior (chest-height) temperature prior to coating, “T in Post” is interior (chest-height) temperature after coating, “T out Pre” is exterior temperature prior to coating, and “T out Post” is exterior temperature after coating.

House NAC2 had no coatings between the two days and the temperature profiles of both days look similar with nearly identical peaks, although the pre-coating day is a little warmer. Houses AC01 and AC06 show noticeably larger differences in second-floor temperatures between the two days, indicating the impact of coating. The difference between the days is clear throughout the 24-hour cycle. House AC07 shows obvious air conditioning, but also cooler indoor temperatures after coating. It is not clear how much of this change may be due to the coatings or different air conditioning settings.

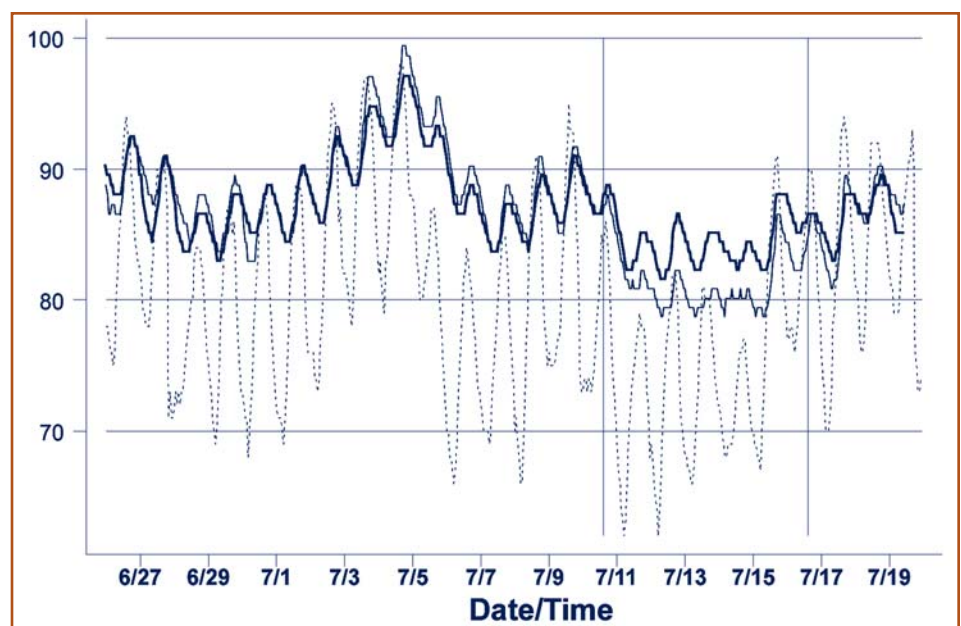


Figure 2. Second-floor temperatures of houses AC06 and AC08 with one-week gap between coating application to houses AC06 and AC08.

A simplified presentation of the data can be shown as follows. The similarity of houses AC06 and AC08 and the fact that AC06 was treated on July 10th while AC08 was treated July 16th, allow for another graphical assessment of the coatings' impact. *Figure 2* shows the second-floor temperatures for both of these houses, along with the outdoor temperatures (dotted line) from late June through July 19th. House AC08 is the bolder line.

Figure 2 also shows that AC06 was a little hotter than AC08 until coating (first vertical line); then, it was much cooler until AC08 was treated (second vertical line). Once they were both treated, the original pattern re-emerged (although both are cooler than before). This figure shows a clear impact from the reflective roof coating. Although the outdoor temperatures were cooler during the week of interest, potentially skewing results, the similarity in temperature patterns before and after both were treated provides convincing evidence of a noticeable coating impact.

Ceiling Temperatures

Figures 3 and *4* show the same relationship between daily maximum temperatures, except the indoor temperature is for the second-floor bedroom ceiling. As expected, the impact of coatings is more pronounced on these graphs, since the coatings directly affect heat gain through the ceiling and therefore only indirectly affect air temperatures.

By focusing on the ceiling temperatures, the impact on air-conditioned houses appears almost as clearly as among houses without bedroom air conditioning. This finding is significant because it implies that the impact of coatings may appear as indoor temperature reductions in houses without air conditioning in the bedrooms, but it could appear as either temperature reductions or cooling load reductions in the air-conditioned houses.

An alternative approach to this analysis is to plot the difference between the ceiling and air temperature in the second floor bedroom over time. *Figure 5* shows this for house AC06 with a vertical line showing when the roof was coated.

The figure shows a clear and immediate impact from the roof coating, confirming prior conclusions that heat gain through the roof was essentially eliminated by the coatings.

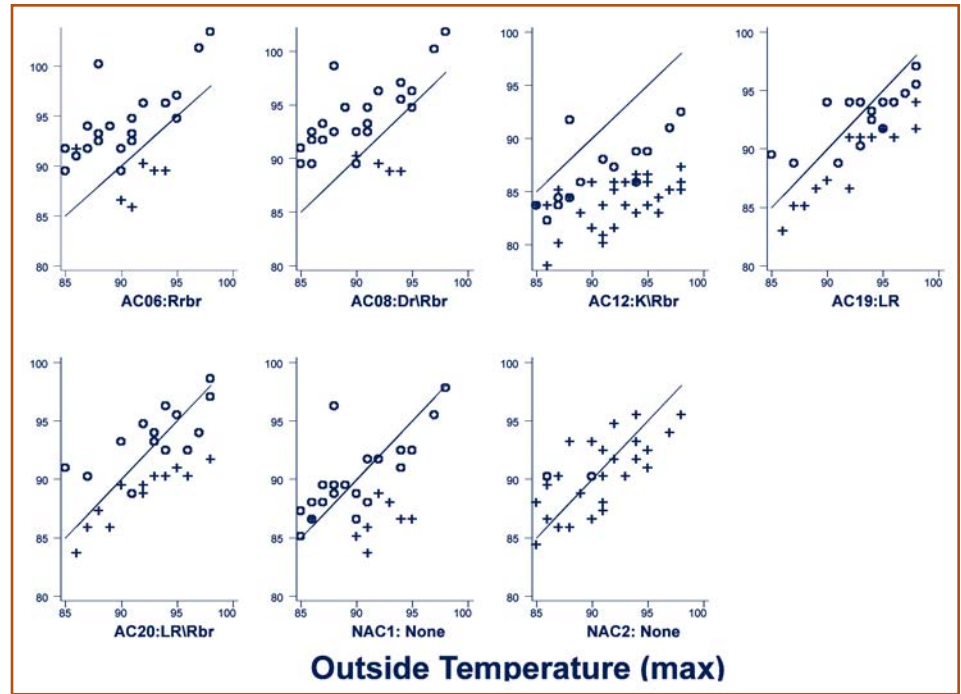


Figure 3. Maximum daily ceiling and outdoor temperatures: houses without air conditioning in bedroom.

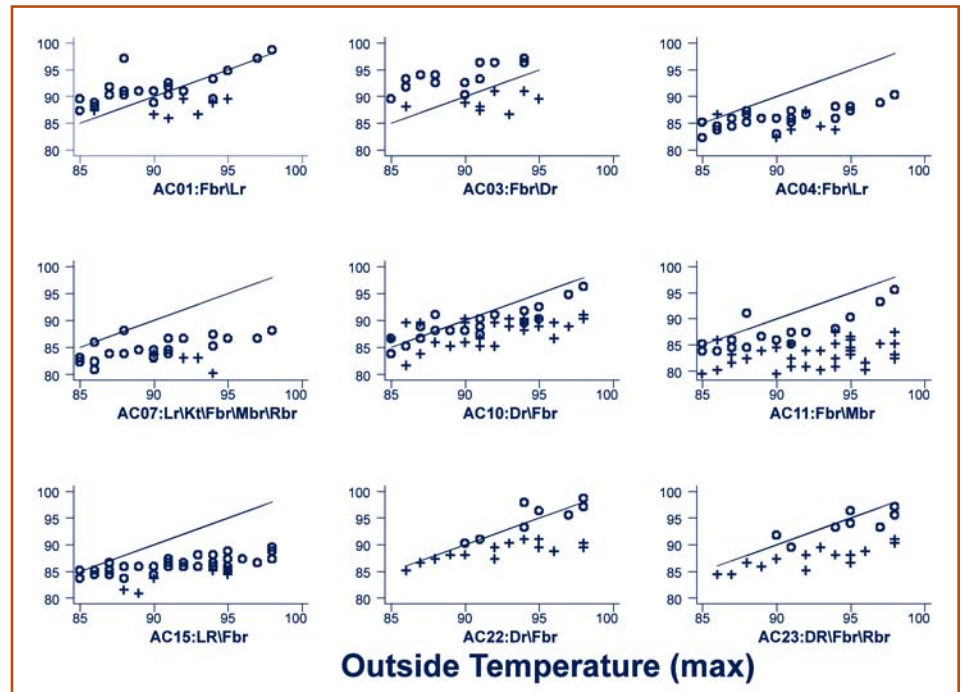


Figure 4. Maximum daily ceiling and outdoor temperatures: houses with air conditioning in bedroom.

First Floor Temperatures

We also examined the impact of cool home coatings on first floor temperatures. Most houses had air conditioners on the first floor that could obviously obscure any potential impacts. One house – site NAC1 – had no air conditioning on either floor and also had data from before and after the roof coating. *Figure 6* shows the temperature

profile for NAC1.

The figure shows that the second floor was much hotter than the first floor during hot days before the coating (July 8) and then the two floors were quite similar after the roof coating. This finding is consistent with a substantial reduction in second-floor specific heat gain. When first-floor temperature data were similar to what was present-

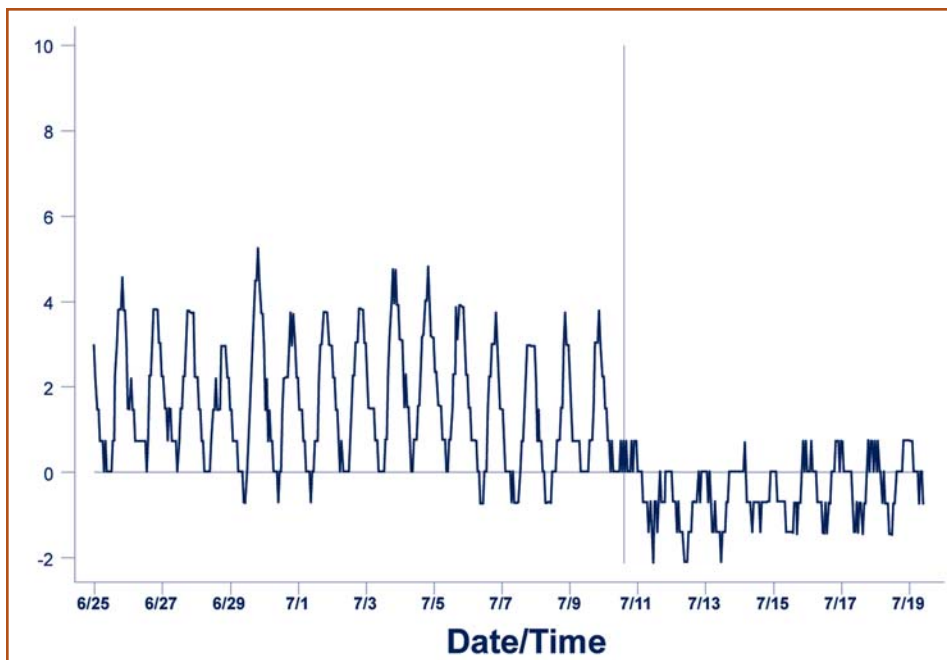


Figure 5. Temperature difference between ceiling and air: House AC06.

ed in Table 1, we found no significant change in maximum temperatures. On average, the first floor was one half degree warmer after coating. The data for house NAC1 shows a one-degree increase. The reason the first floor now appears cooler than the second floor is that the largest source of solar heat gain is no longer the roof, but the walls and windows.

Ceiling temperature maximum values dropped from being about equal to outside temperature maximums to being nearly 5°F cooler than outdoor temperature maximums. On a 95°F day, the surface temperature drop from about 95°F to about 90°F represents a dramatic reduction in heat gain to the room as well as a dramatic improvement in mean radiant temperature conditions for comfort. The reduced ceiling temperature led to a reduction in room air temperature about half as large. The combined changes in air and radiant temperatures can be expected to more than double an occupant's ability to cool off by losing heat to his or her surroundings.

Gas Usage Analysis and Wintertime Heating "Penalty"

We were able to collect monthly gas usage data from Philadelphia Gas Works (the natural gas utility supplier) records for 66 participants. We analyzed the data in several ways to estimate what, if any, impact the white roof coating may have had on the insulation savings or household energy usage. We used a pooled time series cross-sectional regression approach to

model the impacts of the multiple program interventions.

This analysis found that the insulation saved approximately 100-120 therms of gas per year on average and that white roof coating had no statistically discernible effect on these savings. The "best" estimate of the roof coating effect was a 13 therm/year increase in gas usage, but this value had an uncertainty of +/-250%. These results are consistent with expectations

since the heat loss through an insulated attic should be quite small and, therefore, changes in the temperature of the roof should have little, if any, effect on overall heating usage.

Cooling Load Modeling

We performed building simulation modeling of the expected impacts of the roof coating using a proprietary model that incorporated solar gain, attic ventilation, and conduction between the attic and the outside and between the attic and the house. This modeling estimated that typical summer day attic temperatures should drop from 106°F to 89°F if a black roof were coated white. The model indicated that overall building cooling loads (if the building were fully air conditioned) should drop by 22% from the coating alone (from 14.9 MMBtu/year to 11.7 MMBtu/year), yielding 472 kWh/year savings.

Essentially, white roof coating will almost entirely eliminate heat gain through the attic. The advantages of the white roof coating include immediate roof integrity improvements, as well as a cooler roof surface that should provide a longer lasting roof. The white roof coating also keeps the attic space much cooler, which will provide performance benefits if the insulation quality is imperfect. The primary advantage for roof insulation is that it provides substantial winter heating savings. As noted in the

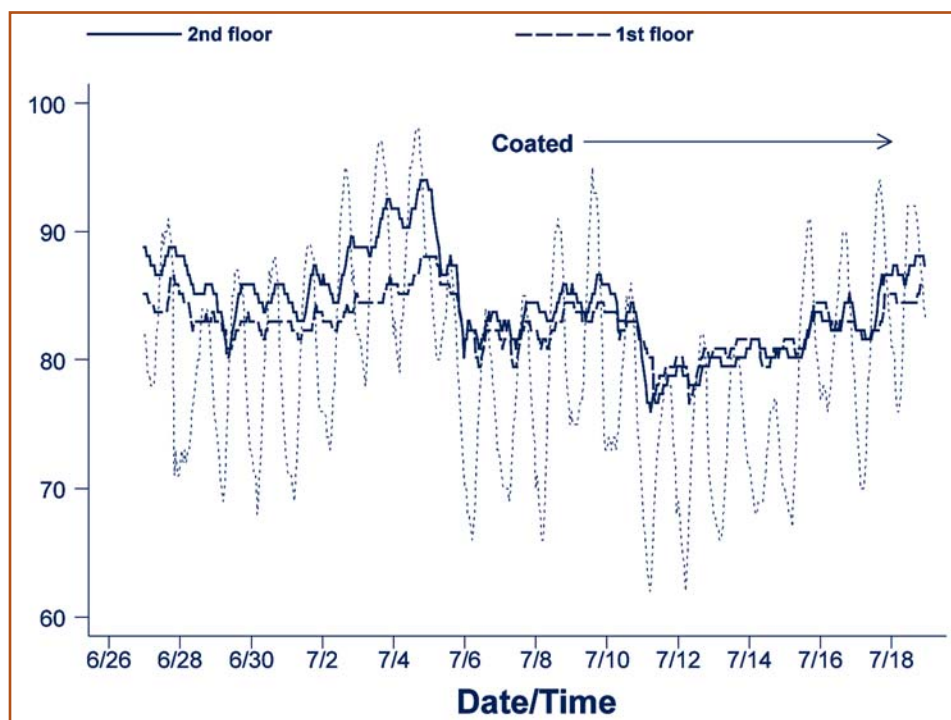


Figure 6. First and second floor temperatures for house NAC1 (no air conditioning).

section above, roof coating alone, without insulation, may increase winter heating loads as it reduces the heat benefits of roof solar gain. The coating approach provides summer performance benefits while acting as the first echelon of roof weatherproofing and protecting the insulation from potential problems due to roof leaks.

“Cool Block” Program

Introduction

Based on the encouraging results of the preliminary experiments where only individual houses in a block were coated, it was theorized that coating an entire block could reduce the cooling load on all the houses. Since these homes shared common walls, the heat load reduction in one house could positively affect the heat load in the adjoining homes. Moreover, if the entire block was coated, it was theorized that this could create an urban “thermal oasis” which would have lower ambient air temperatures compared to a block with conventional black roofs. If so, this could provide direction for solving, or at least mitigating, the “urban heat island effect” where urban areas retain significant heat during summer nights.

Experimentation and Results

Temperature recording data loggers were placed strategically in the 6200 block of Catherine Street. This is a densely populated section of southwest Philadelphia. This was the “cool block” where all the homes were coated with a white elastomeric acrylic coating. A “control” block – 6200 Webster Street – was identified as having nearly identical radiative properties. Both blocks had virtually no tree cover and were bound by asphalt-covered street paving. Thus, the only difference was the reflective coating on 6200 Catherine.

| | | | Change in “T in” and “T out” between pre and pos (positive = cooler) | | | | | | |
|----------------------------|------|------------------|---|------|---------------------|------|---------------------|------|--|
| | | | Maximum Temperature | | Average Temperature | | Minimum Temperature | | |
| | | | Ceiling | Air | Ceiling | Air | Ceiling | Air | |
| A/C in bedroom | Job | Exposure: shade: | | | | | | | |
| No A/C | AC06 | W: total | 6.3 | 2.7 | 4.2 | 2.3 | 2.6 | 1.7 | |
| No A/C | AC08 | W: total | 6.4 | 2.6 | 3.5 | 1.6 | 0.3 | 0 | |
| No A/C | AC12 | S: total | 3.8 | 2.3 | 2.0 | 1.1 | 2.5 | 2.1 | |
| No A/C | AC19 | N: some | 2.7 | 1.0 | 2.4 | 1.3 | 4.1 | 2.7 | |
| No A/C | AC20 | S: no | 4.2 | 1.8 | 2.6 | 1.1 | 2.2 | 1.3 | |
| No A/C | AC21 | N: total | | 2.9 | | 1.5 | | 0.5 | |
| No A/C | NAC1 | N: no | 4.9 | 2.0 | 2.4 | 0.7 | 1.7 | 0.6 | |
| A/C | AC01 | S: no | 3.3 | 1.0 | 2.4 | 0.4 | 2.1 | 1.3 | |
| A/C | AC03 | E: some | 7.2 | 4.3 | 4.5 | 3.1 | 0.6 | -1.0 | |
| A/C | AC10 | N: some | 3.0 | 1.0 | 0.7 | -0.4 | 0 | -0.7 | |
| A/C | AC16 | E: no | | 2.0 | | 1.5 | | 1.7 | |
| A/C | AC17 | W: total | | 0.7 | | -1.0 | | -1.2 | |
| A/C | AC22 | W: some | 5.3 | 1.0 | 2.9 | 0.4 | 3.1 | 1.8 | |
| A/C | AC04 | S: total | 1.6 | 0.1 | 1.7 | 1.1 | 2.0 | 1.3 | |
| A/C | AC07 | E: total | 3.7 | 2.0 | 2.3 | 1.4 | -0.3 | -1.0 | |
| A/C | AC11 | E: no | 6.6 | 3.6 | 5.7 | 4.3 | 5.1 | 2.8 | |
| A/C | AC15 | S: total | 0.5 | -1.1 | 1.4 | 0.6 | 3.1 | 3.8 | |
| A/C | AC23 | S: no | 5.1 | 2.5 | 3.0 | 0.6 | 1.8 | -0.1 | |
| Average Impacts: | | | | | | | | | |
| Houses w/out A/C in bdrm. | | | 4.7 | 2.2 | 2.9 | 1.4 | 2.2 | 1.3 | |
| Houses with A/C in bedroom | | | 4.0 | 1.6 | 2.7 | 1.1 | 1.9 | 0.8 | |
| Overall | | | 4.3 | 1.8 | 2.8 | 1.2 | 2.1 | 1.0 | |

Table 1. Change in indoor/outdoor temperature differences after coating.

Not your garden variety green roof




A “successful” green roof is one that stays watertight and looks great over time - not for just the first or second year, but for decades. American Hydrotech’s Garden Roof® Assembly is based on more than 35 years of proven green roof technology and experience. Because it’s designed from the substrate up as a “complete assembly”, it’s much more than just the sum of its parts.



Schwab Rehabilitation Hospital - Chicago, IL (2005 Green Roof Awards of Excellence winner)

American Hydrotech's Total System Warranty provides owners with single source responsibility from the deck up. This is a warranty that only American Hydrotech can offer, and peace of mind that only American Hydrotech can provide.



Long recognized as an industry leader, American Hydrotech continues to offer new products that allow us to better meet your needs. To learn more about what American Hydrotech can do for you, please give us a call at **800.877.6125** or visit www.hydrotechusa.com for more information.

303 East Ohio Street

Chicago, IL 60611

800.877.6125

www.hydrotechusa.com

Figure 7 shows the impact of the white roof coating on ambient air temperature. The data was collected over a one-year period and is organized as mean temperature difference between the white “cool block” and the black “control block.” The X axis is air temperature intervals in 5-degree increments. It is noteworthy that when the air temperature is between 95 and 100 degrees, there is almost a 1-degree difference in ambient air temperature. This difference in air temperatures varies, depending on the ambient air temperature. The reason for the variability is not fully understood but is probably related to a number of confounding factors such as wind speed, rainfall, rain and dew evaporation, cloud cover, snow, and fog. The summary effects of these coatings have been to create an urban “cool oasis” in the midst of the heat island. This work will be followed closely to get additional data inputs to further refine the model.

Conclusions

These results are encouraging as having demonstrated the use of cool roof coatings as a method for reducing not only interior air temperatures and air conditioning costs, but also in mitigating the urban heat island effect. Key conclusions are that reflective roof coatings can reduce roof and ceiling temperatures. When coated white, the roof



Photo 3: “Cool block”: 6200 Catherine Street.

is no longer the single largest contributor to the heat gain, but has been supplanted by the walls and windows as the leading sources. The need for large numbers of data input is necessary to identify trends in actual buildings to eliminate or account for other residential lifestyle factors that may mask or confound some data.


This research has demonstrated the value of energy savings, with resulting reduction in smog and pollution, reducing

the urban heat island effect, improving social conditions in densely populated urban areas, and improving health and living conditions for at-risk, vulnerable urban residents.

Next Steps

Now that estimated temperature impacts of the coatings have been defined, further evaluations will examine how these temperature changes affect occupant health and safety, as well as cooling loads (in houses with air conditioners). The former task can be assessed using existing models of heat stress and examining how these temperature changes should affect the ability of people to lose heat to their surroundings. The latter task can be estimated using engineering models of heat transfer from the ceiling to the air and, to the extent that sufficient data are available, by analysis.

Acknowledgement

Thanks to Liz Robinson, executive director of the Energy Coordinating Agency, for her vision and grasp of the technology involved and to Michael Blasnik and Associates, APPRISE Incorporated, for their work on data reduction, analysis, interpretation, and presentation. 

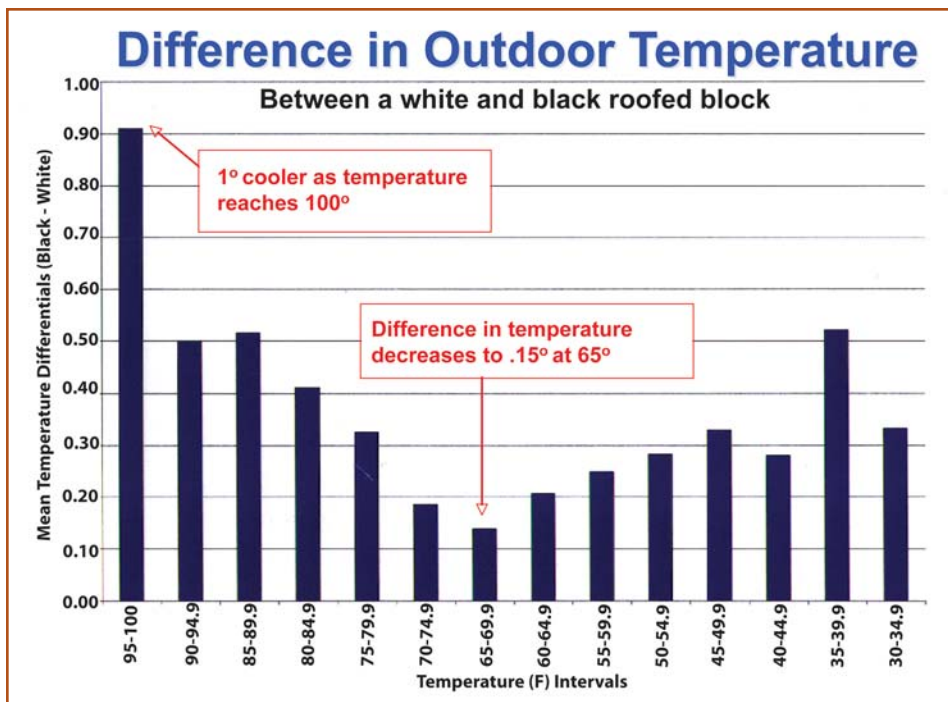


Figure 7. Exterior temperature differences between white- and black-roofed houses.

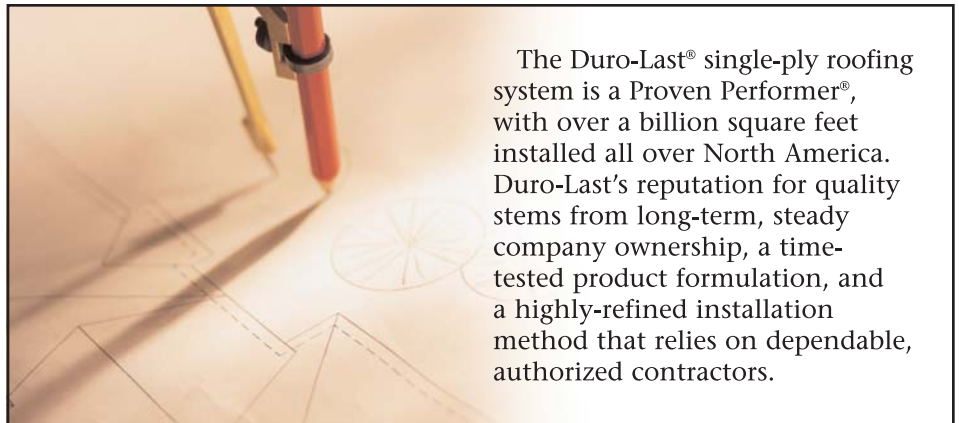


References

- Akbari, H. and B. Fishman, editors, "Proceedings of the Workshop on Cool Building Materials," *LBL 35514*, April 1994.
- Akbari, H. and S. Konopacki, "Streamlined Savings Calculations for Heat-Island Reduction Strategies," *LBNL-47307*, March 2003.
- Akbari, H., et al., "Mitigation of Summer Urban Heat Islands to Save Electricity and Reduce Smog," Symposium on Environmental Applications, January 1996.
- Akbari, H. et al., "Monitoring Peak Power and Cooling Energy Savings of Shade Trees and White Surfaces in the Sacramento Municipal Utility District (SMUD) Service Area: Data Analysis, Simulation and Results," *LBL-34411*, December 1993.
- Anderson, R., "Preliminary Evaluation of Radiation Control Coatings for Energy Conservation in Buildings," *ORNL/Sub/89-SE791/1*, February 1992.
- Boutwell, C., et al. "Building for the Future: An Energy Saving Materials Research Project," December 1986.

- Bretz, S. and H. Akbari, "Durability of High Albedo Roof Coatings," *ACEEE*, 1994.
- Bretz, S., and H. Akbari, "Long-term Performance of High Albedo Roof Coatings," *Energy and Buildings*, 1996.
- Bretz, S. et al. "Implementation of Solar Reflective Surfaces: Materials and Utility Programs," *LBL-32467*, June 1992.
- Gartland, L., "Demonstrated Energy Savings of Cool Roof Coatings and Future Directions for Research,"

- Proceedings of the Annual Roof Consultants Institute International Convention and Trade Show*, 1997.
- Griggs, E. and P. Shipp, "The Impact of Surface Reflectance on the Thermal Performance of Roofs: An Experimental Study," *ORNL/TM-10699*, April 1988.
- Griggs, E., et al., "Guide for Estimating Differences in Building Heating and Cooling Energy Due to Changes in Solar Reflectance of a Low-sloped Roof," *ORNL-6527*, August 1989.
- Konopacki, S. and H. Akbari, "Energy



The Duro-Last® single-ply roofing system is a Proven Performer®, with over a billion square feet installed all over North America. Duro-Last's reputation for quality stems from long-term, steady company ownership, a time-tested product formulation, and a highly-refined installation method that relies on dependable, authorized contractors.

Are you specifying high quality roofing systems for your clients?

Architects, building owners, and specifiers choose Duro-Last because it is:

- **Prefabricated** — Every Duro-Last roof is measured and manufactured to fit your project, eliminating up to 85% of on-site seaming and ensuring a predictable installation that delivers worry-free, leak-proof protection.
- **Durable** — Our reinforced, thermoplastic membrane is resistant to fire, chemicals, grease, high winds, and punctures, and easily accommodates wide temperature extremes.
- **Energy-efficient** — Duro-Last is a leader in cool roofing solutions, and a Charter Partner in the EPA's ENERGY STAR® Roof Products Program.
- **Installed quickly and safely** — No disruptions, loud machinery, hazardous materials, noxious fumes, hot tar or mess.
- **Warranted** — Duro-Last protects the commercial and industrial building owner with either a 15-year full warranty or a 20-year prorated warranty. Both warranties are transferable, and both provide maximum protection. Both include coverage for consequential damages that result from defects in the Duro-Last material and/or installation.

Specify the Proven Performer: the Duro-Last roofing system.



To find out more, call us or visit
www.duro-last.com/value
 and request our free brochure.

800-248-0280 • www.duro-last.com



"Duro-Last", "The World's Best Roof" and "Proven Performer" are registered marks owned by Duro-Last Roofing, Inc.



Photo 4: Overview of several residential roofs.




Photo 5: Data logger located at a residence.



Photo 6: Installing data loggers for “cool block” comparison.

Savings of Heat Island Reduction Strategies in Chicago and Houston,” *LBNL-49638*, February 2002.

Parker, D. et al., “Measured Air Conditioning Electricity Savings from Reflective Roof Coatings Applied to Florida Residences,” *FSEC-CR-596-93*, February 1993.

Petrie, T. and P. Childes, “Radiation Control Coatings Installed on Federal Buildings at Tyndall Air Force Base,” *ORNL/CON-439*, June 1998.

Rosenfeld, A. et al., “Mitigation of Urban Heat Islands: Materials, Utility Programs, Updates,” *Heat Island Project*, April 1994.

Rosenfeld, A. et al., “Mitigation of Urban Heat Islands: Materials, Programs, Updates,” *Energy and Buildings*, September 1994.

Shipp, P. and E. Griggs, “Impact of Color in the Thermal Performance of Roofs,” Presentation, Rubber Division, American Chemical Society, April 1988.

Bill Kirn, RRC



Bill Kirn is technical director and key accounts manager of National Coatings Corporation. Prior to that, he spent 22 years in research with Rohm & Haas, developing acrylic products for a wide range of construction applications before moving into marketing. He holds four U.S. patents for various chemical applications. Bill is an RRC and member of RCI and was on the faculty of RIEI. He is active in the Polymeric Materials Subcommittee of ASTM D-08 (Roofing and Waterproofing) and E-06 (Building Performance). He currently chairs the Technical Committee and is on the Board of Directors of the Cool Roof Rating Council (CRRC) and is a member of CSI. Kirn also serves on the board of directors of the Energy Coordinating Agency of Philadelphia, a non-profit corporation whose mission is to assist older and low-income residents with energy needs. He holds a bachelor’s degree in chemistry from Temple University, a masters in organic chemistry from St. Joseph’s University, and an MBA from Temple University. Bill is a Philadelphia native and resides with his wife, Jo-Anne, and their dog, Julee, in King of Prussia, PA.

4,500 EARNED CERTA RATING IN TWO YEARS



CERTA, the Certified Roofing Torch-Welding Applicator Program, was developed by the Midwest Roofing Contractors Association (MRCA) and approved in October of 1986. It was expanded and revised in 1995 and 1998. In 1998, the CERTA program received the highest honor given by the National Roofing Contractors Association – its Gold Circle Award.

The program was revamped in 2004. Since May of that year, 600 CERTA trainers have trained and graduated 4,500 CERTA applicators.

— MRCA.org